



Agilent 86116C

40 to 65 GHz Optical and 80 GHz Electrical Plug-in Modules

Enabling the design of next generation high-speed communication components and systems

The widest optical and electrical bandwidths with a well-designed frequency response for precision waveforms allow you to research, design, verify and troubleshoot the physical layer of today's electronic frontiers: STM-256/OC-768 telecommunication, 100 Gbps Ethernet (4x 25G variants), or 16X Fibre Channel (single-mode variants).

86116C-040 Optimized for high-speed telecom signals

- 40G SONET/SDH and faster signals
- 70 GHz characteristic optical bandwidth displays up to 107 Gb/s NRZ
- Reference receiver for 39.8, and 43.0 Gb/s NRZ

86116C-025 Optimized for high-speed LAN/SAN signals

- 25G Ethernet (x4 for 100 GbE) and 16X Fibre Channel (single-mode variants)
- 45 GHz characteristic optical bandwidth displays up to 40 Gb/s NRZ
- Reference receiver for 17, 25.8, and 27.7 Gb/s NRZ

Included in both options

- 93 GHz characteristic electrical bandwidth
- 55, 30 GHz settings for best sensitivity (0.6, 0.5 mV_{RMS} characteristic)



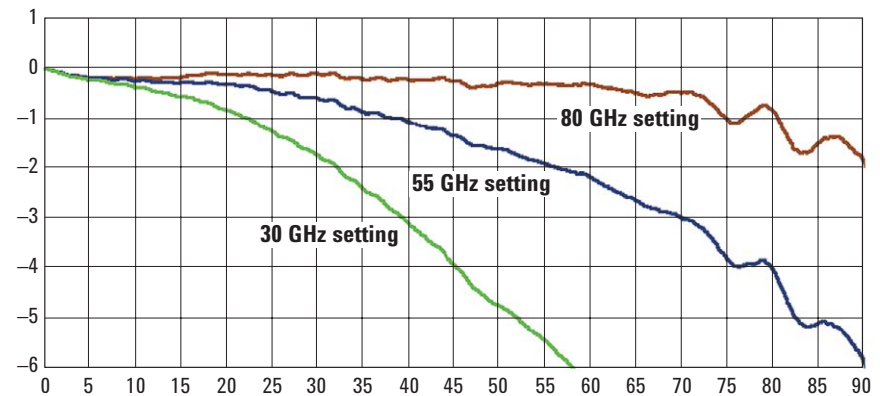
Agilent Technologies

86116C

Cutting edge component and subsystem designs require accurate characterization of very high-speed signals. When viewing waveforms in the 10 to 100 Gb/s range, three requirements are critical in an oscilloscope: a well-designed frequency response, a wide bandwidth, and extremely low internal jitter. The 86116C optical and electrical modules represent some of the fastest solutions available for measuring high-speed communication signals. Characteristically with 45 or 70 GHz optical and 93 GHz electrical bandwidth, the 86116C when paired with the 86107A precision timebase module becomes the ideal solution for ultra high-speed waveform analysis. Designers will see the real performance of their devices and not aberrations created by the test equipment.

The unfiltered bandwidth settings provide the best pulse fidelity mode for measurement and display of very highspeed waveforms and provides a fast full-width, half-max (FWHM) of less than 7.4 ps (86116C-040). User selectable bandwidth settings can reduce noise when observing signals. The electrical channel features over 93 GHz bandwidth. This yields a 3.9 ps system risetime. Just as important as bandwidth, the channel has a well-controlled frequency response to minimize waveform distortion. User selectable bandwidth settings can be used for reduced instrumentation noise.

The 86116C integrates with the 86100C Infiniium DCA-J wideband oscilloscope mainframe. The 86100C can hold up to two modules for a total of four measurement channels. In addition, the 86100C has a comprehensive set of waveform¹ and jitter analysis² tools that decompose the jitter components. They provide extremely valuable insights when troubleshooting or optimizing the jitter performance of a component or a system.



Characteristic electrical channel frequency responses

1. 86100C-201 Advanced Waveform Analysis (includes interface to MATLAB®)

2. 86100C-200 Advanced Jitter Analysis and 86100C-300 Advanced Amplitude Analysis

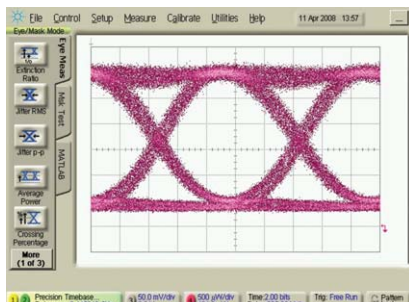
Complete Solutions for 17 to 43 Gb/s Signals



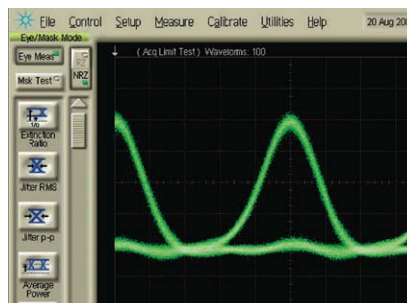
An invaluable companion to the 86116C, the 86107A precision timebase (right module) significantly reduces the 86100C's intrinsic jitter to less than 250 fs, allowing you to quickly make accurate waveform and jitter analyses.



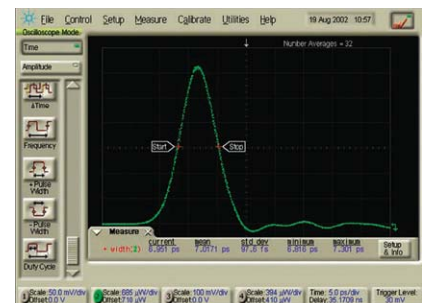
Characteristic optical unfiltered eye measurement (86116C-040).



Characteristic optical 25.8 Gb/s eye diagram (86116C-025).



Characteristic RZ optical eye measurement (86116C-040) Note the FWHM pulse width of less than 7 ps. This fast response is vital for accurate characterization of very high-speed signals. Note the absence of pulse distortion due to the well-designed frequency response of the oscilloscope channel.



Characteristic optical impulse response: pulse width < 7 ps, very low aberrations (86116C-040)

86116C

Optical and Electrical Specifications

Specifications describe warranted performance over the temperature range +10 °C to +40 °C unless otherwise noted. Characteristics provide useful, non-warranted information about the functions and performance of the instrument. *Characteristics are printed in italics.*

	Electrical channel		Optical channel
	86116C-025, 86116C-040	86116C-025	86116C-040
Nominal inputs	50 Ω, 1.85 mm (m)	9/125 μm, straight, FC/PC ¹	9/125 μm, straight, FC/PC ¹
Wavelength range	—	1300 to 1620 nm	1300 to 1620 nm
Average optical power factory or user calibrated accuracy ² :		±5% ±100 nW	±5% ±100 nW
Unfiltered bandwidth	80 GHz (–3dB _{el}) <i>93 GHz (–3dB_{el})</i>	40 GHz (–3dB _{opt}) <i>45 GHz (–3dB_{opt})</i>	65 GHz (–3dB _{opt}) ³ <i>70 GHz (–3dB_{opt})</i>
Bandwidth settings	80, 55, 30 GHz	40 GHz (Filter off)	65, 60, 55 GHz (Filter off)
Reference receiver data rates	—	17.000, 25.781, 27.739 Gb/s (Filter on)	39.813, 43.018 Gb/s (Filter on)
Max. non-destructive signal			
Average	±2V	10 mW	10 mW ⁴
Peak	±2V	< 40 mW and < 0.25 pJ	< 40 mW and < 0.25 pJ

	Electrical	1310 nm		1550 nm	
	86116C-025, 86116C-040	86116C-025	86116C-040	86116C-025	86116C-040
Maximim	2.2 mV (80 GHz)	120 μW (40 GHz)	300 μW (65 GHz)	80 μW (40 GHz)	200 μW (65 GHz)
RMS Noise	1.1 mV (55 GHz)	30 μW (27.7 Gb/s)	225 μW (60 GHz)	21 μW (27.7 Gb/s)	150 μW (60 GHz)
	0.8 mV (30 GHz)	20 μW (25.8 Gb/s)	127 μW (55 GHz)	18 μW (25.8 Gb/s)	85 μW (55 GHz)
		18 μW (17 Gb/s)	102 μW (39.8/43.0 Gb/s)	15 μW (17 Gb/s)	68 μW (39.8/43.0 Gb/s)
<i>Characteristic RMS Noise</i>	<i>1.1 mV (80 GHz)</i>	<i>60 μW (40 GHz)</i>	<i>187 μW (65 GHz)</i>	<i>40 μW (40 GHz)</i>	<i>125 μW (65 GHz)</i>
	<i>0.6 mV (55 GHz)</i>	<i>20 μW (27.7 Gb/s)</i>	<i>105 μW (60 GHz)</i>	<i>14 μW (27.7 Gb/s)</i>	<i>70 μW (60 GHz)</i>
	<i>0.5 mV (30 GHz)</i>	<i>17 μW (25.8 Gb/s)</i>	<i>75 μW (55 GHz)</i>	<i>12 μW (25.8 Gb/s)</i>	<i>50 μW (55 GHz)</i>
		<i>13 μW (17 Gb/s)</i>	<i>54 μW (39.8/43.0 Gb/s)</i>	<i>10 μW (17 Gb/s)</i>	<i>36 μW (39.8/43.0 Gb/s)</i>
<i>Sensitivity</i>	—	–7 dBm (27.7 Gb/s)	–3 dBm (39.8/43.0 Gb/s)	–8 dBm (27.7 Gb/s)	–5 dBm (39.8/43.0 Gb/s)
		–8 dBm (25.8 Gb/s)		–9 dBm (25.8 Gb/s)	
		–9 dBm (17 Gb/s)		–10 dBm (17 Gb/s)	

1. Ships with one 86100FI FC/PC connector interface. Other types can be ordered separately.
2. 20 °C to 30 °C, excludes connector uncertainty
3. Calculated from 0.48/FWHM using optical impulse at 1550 nm
4. Using a 20% filled 40 Gb/s pulse train (5 ps FWHM, 25 ps period)

86116C

Ordering

Information

86116C¹ 40 to 65 GHz optical / 80 GHz electrical sampling module, 1300 to 1620 nm.
Select exactly one reference receiver option:

86116C-025: 40 GHz opt./80 GHz elec. channels, 17.0/25.8/27.7 Gb/s reference receiver
86116C-040: 65 GHz opt./80 GHz elec. channels, 39.8/43.0 Gb/s reference receiver

86100C Infiniium DCA-J mainframe
86100C-001 Enhanced trigger, 13 GHz bandwidth
86100C-200 Jitter analysis software
86100C-201 Advanced waveform analysis software
86100C-300 Amplitude analysis/RIN/Q-factor

86107A Precision timebase reference module
Select exactly one clock input capability:
86107A-010 2.5 and 10 GHz clock input capability
86107A-020 10 and 20 GHz clock input capability
86107A-040 10, 20 and 40 GHz clock input capability²

See also www.agilent.com/find/dcaj for other modules, options and accessory.

To upgrade an 86100A/B or older DCAs contact Agilent Technologies to discuss current trade-in deals.

1. Requires 86100C with firmware revision A.08.00 or greater (available from www.agilent.com/find/dcaj).
2. Recommended for data rates 25.8G and higher.



Agilent Email Updates

www.agilent.com/find/emailupdates
Get the latest information on the products and applications you select.



Agilent Direct

www.agilent.com/find/agilentdirect
Quickly choose and use your test equipment solutions with confidence.



www.agilent.com/find/open
Agilent Open simplifies the process of connecting and programming test systems to help engineers design, validate and manufacture electronic products. Agilent offers open connectivity for a broad range of system-ready instruments, open industry software, PC-standard I/O and global support, which are combined to more easily integrate test system development.

Remove all doubt

Our repair and calibration services will get your equipment back to you, performing like new, when promised. You will get full value out of your Agilent equipment throughout its lifetime. Your equipment will be serviced by Agilent-trained technicians using the latest factory calibration procedures, automated repair diagnostics and genuine parts. You will always have the utmost confidence in your measurements.

Agilent offers a wide range of additional expert test and measurement services for your equipment, including initial start-up assistance, onsite education and training, as well as design, system integration, and project management.

For more information on repair and calibration services, go to:

www.agilent.com/find/removealldoubt

www.agilent.com

Online assistance

www.agilent.com/find/dcaj

For more information on Agilent Technologies' products, applications or services, please contact your local Agilent office. The complete list is available at:

www.agilent.com/find/contactus

Americas

Canada	(877) 894-4414
Latin America	305 269 7500
United States	(800) 829-4444

Asia Pacific

Australia	1 800 629 485
China	800 810 0189
Hong Kong	800 938 693
India	1 800 112 929
Japan	0120 (421) 345
Korea	080 769 0800
Malaysia	1 800 888 848
Singapore	1 800 375 8100
Taiwan	0800 047 866
Thailand	1 800 226 008

Europe & Middle East

Austria	0820 87 44 11
Belgium	32 (0) 2 404 93 40
Denmark	45 70 13 15 15
Finland	358 (0) 10 855 2100
France	0825 010 700*
	*0.125 €/minute
Germany	01805 24 6333**
	**0.14 €/minute
Ireland	1890 924 204
Israel	972-3-9288-504/544
Italy	39 02 92 60 8484
Netherlands	31 (0) 20 547 2111
Spain	34 (91) 631 3300
Sweden	0200-88 22 55
Switzerland	0800 80 53 53
United Kingdom	44 (0) 118 9276201

Other European Countries:

www.agilent.com/find/contactus

Revised: March 27, 2008

Product specifications and descriptions in this document subject to change without notice.

© Agilent Technologies, Inc. 2008
Printed in USA, April 29, 2008
5989-8359EN

MATLAB is a registered trademark of The MathWorks, Inc..



Agilent Technologies